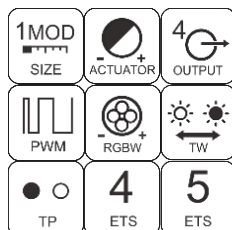



## Data sheet

**KNX IO 534 (4D)**

(Art. # 5314)

*Dimming actuator with 4 PWM dimming outputs**Application with RGB / RGBW / Tunable White support***Application area**

The KNX IO 534 (4D) is a compact RGB / RGBW / Tunable White dimming actuator with 4 PWM outputs.

The dimming actuator can be used e.g. for LED panels or stripes with RGB / RGBW / Tunable White configuration or as 4 independent PWM dimmer channels. Every configuration allows controlling the channel by switching, rel. dimming and dimming value.

Several comfort functions are integrated as well, including scenes, slumber fading, staircase light and sequencer.

Two push buttons and three LEDs allow a local operation and a visualization of the device state.

In addition to the output channels the device includes 16 independent functions for logic or timer control.

**Technical Specification****Electrical safety**

- Protection (acc. EN 60529): IP 20
- Short circuit proof (electronic and non-reversible)
- Temperature fuse (electronic and non-reversible)

**CE marking according to**

- EMC directive 2014 / 30 / EU
- RoHS directive 2011 / 65 / EU
- EN 50491-3: 2009
- EN 50491-5-1: 2010
- EN 50491-5-2: 2010, EN 50491-5-3: 2010
- EN 61000-6-2: 2005
- EN 61000-6-3: 2007 + A1: 2011
- EN 50581: 2012
- EN 55015: 2013 + A1: 2015
- EN 61547: 2009

**Environmental requirements**

- Ambient temp. operating: - 5 ... + 45 °C
- Ambient temp. non-op.: - 25 ... + 70 °C
- Rel. humidity (non-condensing): 5 % ... 93 %

**Mechanical data**

- Housing: plastic (PC)
- DIN rail mounted device, width: 1 units (18 mm)
- Weight: approx. 55 g

**Controls and indicators**

- 2 buttons and 3 LEDs, multicolor
- KNX programming button with LED (red)

**Power Supply**

- KNX Bus approx. 3 mA

**Connectors**

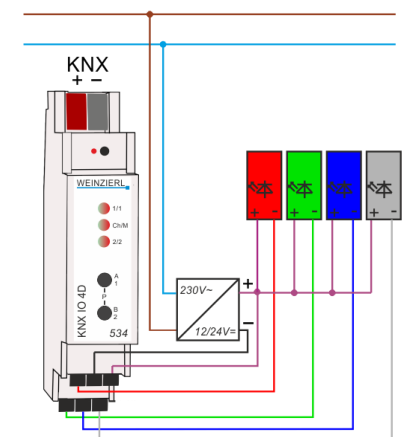
- Connector for KNX Bus (red / black)
- Pluggable screw connector (3 poles) for dimming channel 1 and power supply
- Pluggable screw connector (3 poles) for dimming channel 2/3/4
- Cross-section of connectors: 1.5 ... 2.5 mm<sup>2</sup>

**Output channel (dimming actuator)**

- PWM (frequency 480 / 600 Hz)
- Supply voltage: 12 ... 24 V<sub>DC</sub>
- Max. load current: 6 A total, freely distributable
- P<sub>max</sub>: 144 W

**Installation Instructions**

- The device may be used for permanent interior installations in dry locations or within distribution boards with DIN rail.

**WARNING**

- The device must be mounted and commissioned by an authorized electrician.
- The prevailing safety rules must be heeded.
- The device must not be opened.
- For planning and construction of electric installations, the relevant guidelines, regulations and standards of the respective country are to be considered.
- The power rating is indicated on the side of the product.

**ETS4/5 Database**

[www.weinzierl.de/en/products/534/ets4](http://www.weinzierl.de/en/products/534/ets4)

**Manual**

[www.weinzierl.de/en/products/534/manual](http://www.weinzierl.de/en/products/534/manual)

**CE Declaration**

[www.weinzierl.de/en/products/534/ce-declaration](http://www.weinzierl.de/en/products/534/ce-declaration)



**Weinzierl Engineering GmbH**

D-84508 Burgkirchen / Alz  
Germany

[www.weinzierl.de](http://www.weinzierl.de)  
[info@weinzierl.de](mailto:info@weinzierl.de)

2019/03/05