


# Installation diagrams

fig. 1




Installation Instructions for profile E using a mounting screw

fig. 2



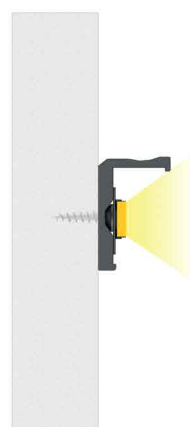
The end result of the installation of profile E using a mounting screw

fig. 3



Installation Instructions for profile F using a mounting screw

fig. 4



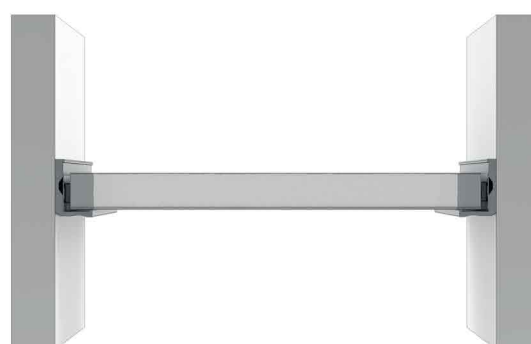
The end result of the installation of profile F using a mounting screw

fig. 5



Installation scheme for profile E under shelves

fig. 6



Installation scheme for profile F for glass shelves