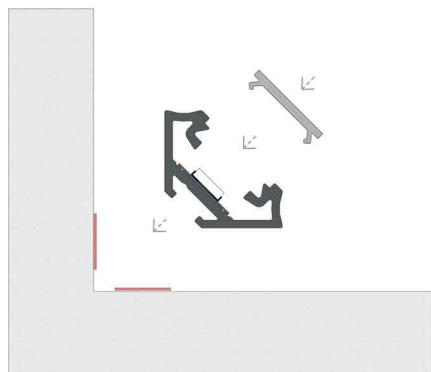





Installation diagrams

fig. 1



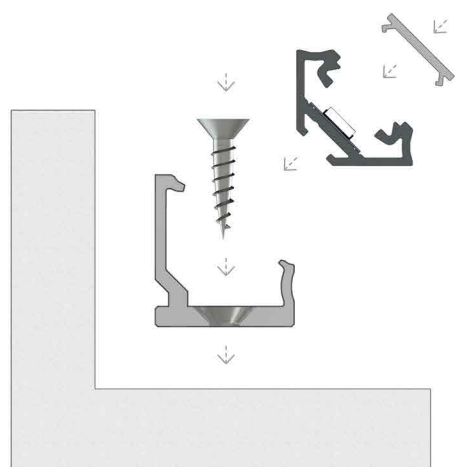
Installation instructions for angular profile C with a BASIC cover using double-sided tape

fig. 2



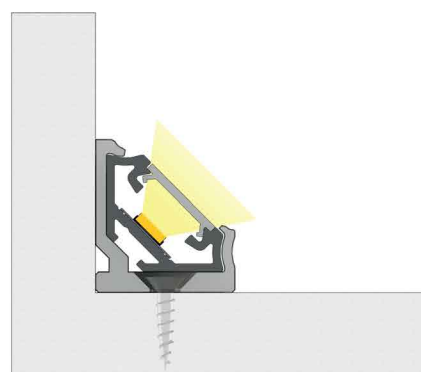
The end result of assembly of angular profile C with a BASIC cover using double-sided tape

fig. 3



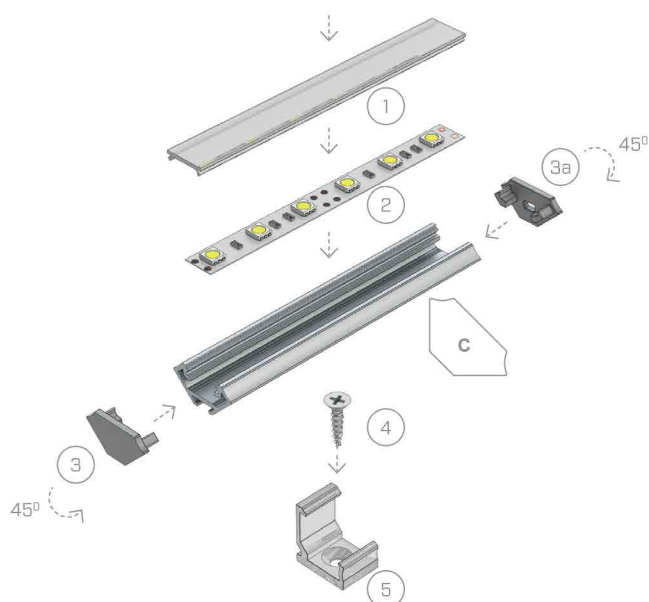
Installation instructions for angular profile C with a BASIC cover using a mounting clip and screw

fig. 4



The end result of installation of angular profile C with a BASIC cover using a mounting clip and screw

fig. 5



Assembly scheme for elements of a lighting system using an angular profile C and [1] a BASIC cover, [2] a LED strip, [3] end cap without hole, [3a] end cap with hole, [4] screw, [5] mounting clip