

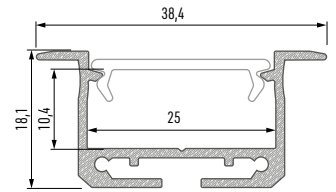
LED ALUMINIUM PROFILES & EXTRUSIONS



DATA SHEET

LED PROFILE

ADELISin








PROFILE ADELISin



	White (anodized)	Silver (anodized)
Dimensions	1000mm, 2020mm, 3000mm	
LED strip width	2 x 12mm	
Application	Recessed architectural profile - to be used in ceilings and walls in the milled groove	

Covers (PMMA)







Dimensions: 1000mm, 2020mm, 3000mm

Transparent	Frozen	Milky	Frosted	Milky Frosted
DOUBLE				
				
PMMA 93%	PMMA 79%	PMMA 50%	PMMA 85%	PMMA 82%

End caps for LED profile ADELISin (aluminium and plastic)

With a hole	
White	Silver
	

Accessories

Mounting springs 	Straight connector 	Angular connector 90° 	Angular transverse connector 	Angular connector 120° 	Contactless switch 
---	---	--	---	---	---

Maximum dissipated power of LED light sources for temperature profile 55C: 28W. For temperature profile 65C: 37.8W.