

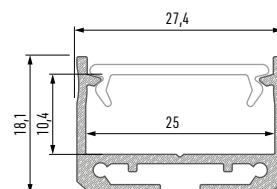
# **LED** ALUMINIUM PROFILES & EXTRUSIONS



**DATA SHEET**

**LED PROFILE**

**ADELIS**








## PROFILE ADELIS







	White (anodized)	Silver (anodized)
		
Dimensions	1000mm, 2020mm, 3000mm	
LED strip width	2 x 12mm	
Application	Two LED strips surface mounted profile	

### Covers (PMMA)











Dimensions: 1000mm, 2020mm, 3000mm

Transparent	Frozen	Milky	Frosted	Milky Frosted
DOUBLE				
				
☼ PMMA 93%	☼ PMMA 79%	☼ PMMA 50%	☼ PMMA 85%	☼ PMMA 82%

### End caps for LED profile ADELIS (aluminium and plastic)

With a hole		Without a hole		With a push hole	
White	Silver	White	Silver	White	Silver
					

### Accessories

Contactless switch	Hinge joint base	Female hinge joint	Male hinge joint	Pendant
				
Hinge	Straight connector	Angular connector 90°	Angular transverse connector	Angular connector 120°
				

**Maximum dissipated power of LED light sources** for temperature profile 55C: 26.6W. For temperature profile 65C: 36.4W.