

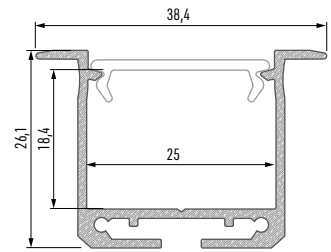
LED ALUMINIUM PROFILES & EXTRUSIONS



DATA SHEET

LED PROFILE

ADELIDin








PROFILE ADELIDin



	White (anodized)	Silver (anodized)
		
Dimensions	1000mm, 2020mm, 3000mm	
LED strip width	2 x 12mm	
Application	Recessed architectural profile - for line lighting with two LED strips. To be used in office spaces and industrial facilities.	

Covers (PMMA)







Dimensions: 1000mm, 2020mm, 3000mm

Transparent	Frozen	Milky	Frosted	Milky Frosted
DOUBLE				
				
☼ PMMA 93%	☼ PMMA 79%	☼ PMMA 50%	☼ PMMA 85%	☼ PMMA 82%

End caps for LED profile ADELIDin (aluminium and plastic)

With a hole	
White	Silver
	

Accessories

Mounting springs	Straight connector	Angular connector 90°	Angular transverse connector 90°	Angular connector 120°	Contactless switch
					

Maximum dissipated power of LED light sources for temperature profile 55C: 30.8W. For temperature profile 65C: 40.6W.